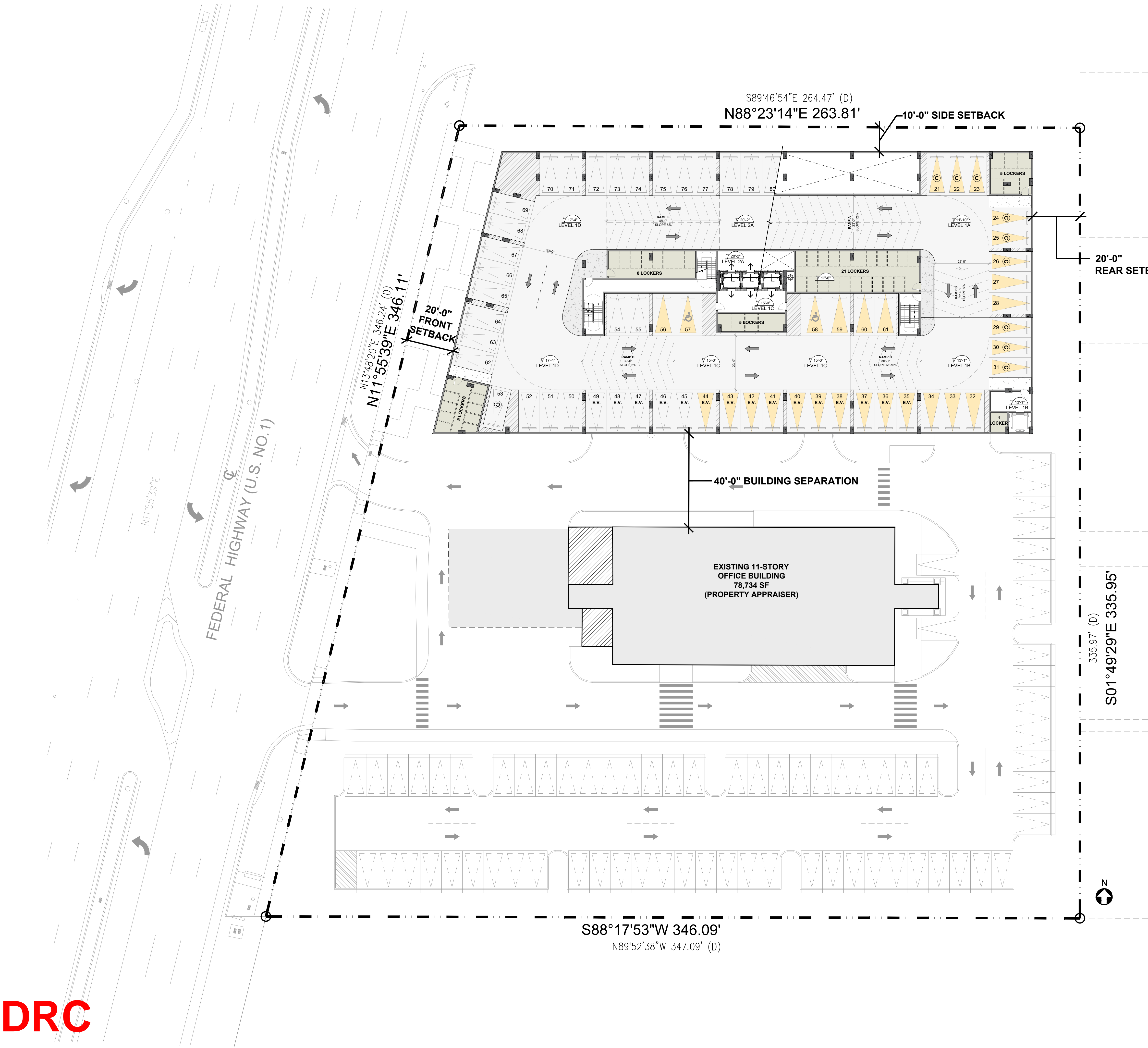


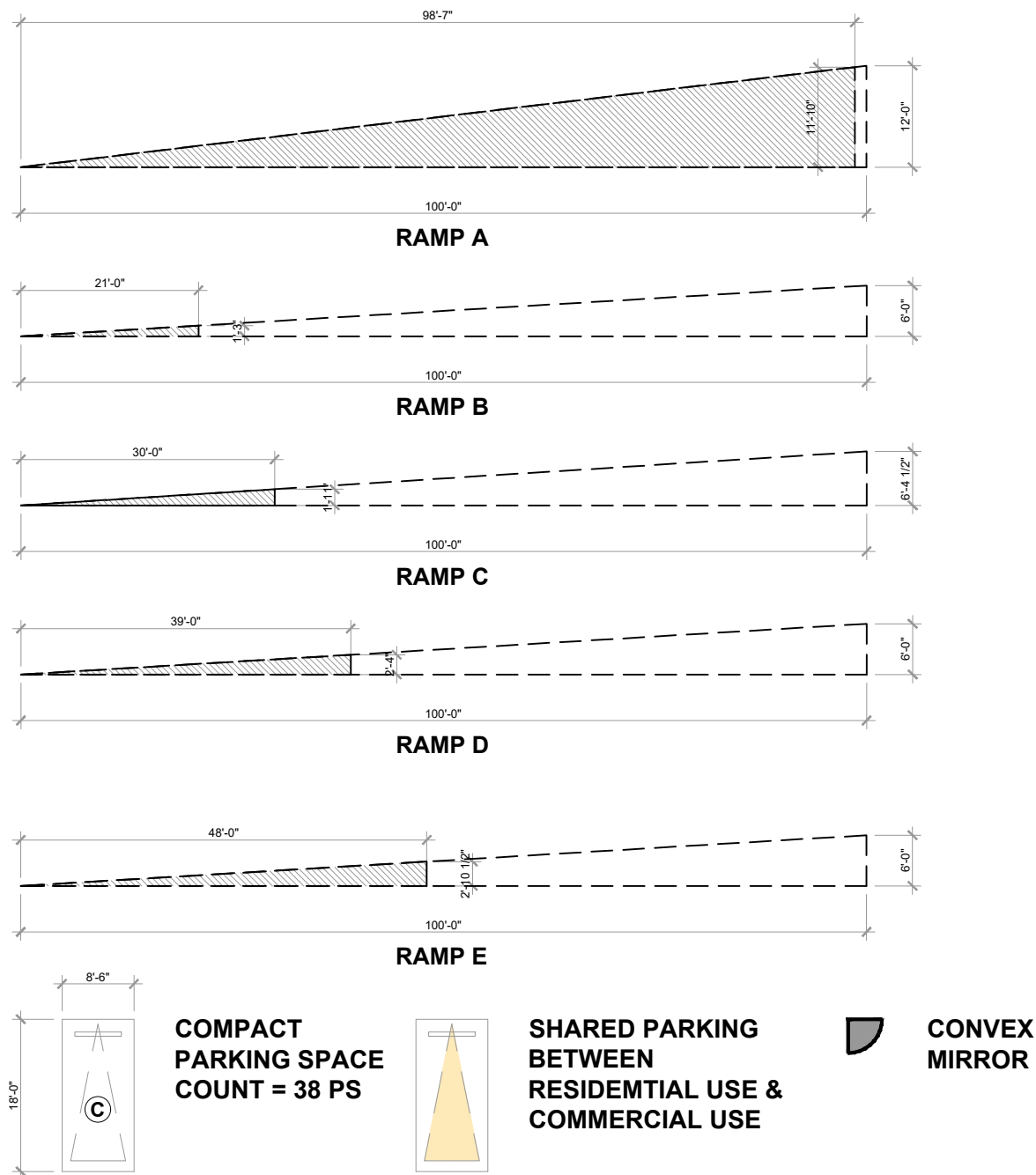
DRC

PZ24-12000027

04/16/2025



PARKING RAMP SCHEMATIC SECTION

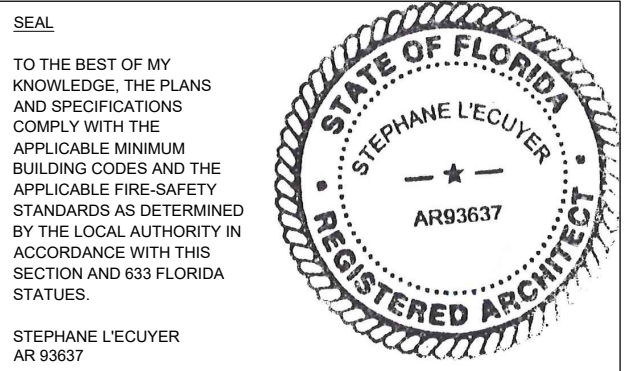


PARKING COUNT PER LEVEL		
LEVEL	COUNT	
LEVEL 3	18 PS	
LEVEL 2	77 PS	
LEVEL 1.5	60 PS	
LEVEL 1	20 PS	
SURFACE	70 PS	
TOTAL		245 PS


LOCKER COUNT PER LEVEL		
LEVEL	COUNT	
LEVEL 10	4	
LEVEL 9	8	
LEVEL 8	8	
LEVEL 7	8	
LEVEL 6	8	
LEVEL 5	8	
LEVEL 4	14	
LEVEL 3	5	
LEVEL 2	20	
LEVEL 1.5	49	
GROUND	-	
TOTAL		132
RATIO = 1 LOCKER / UNIT		



absolute-idea.com  
CANAL PARK  
3323 NE 163rd Street, Suite 200 North Miami Beach, FL 33160  
T 305.792.0015 F 305.931.0279 @info@absolute-idea.com

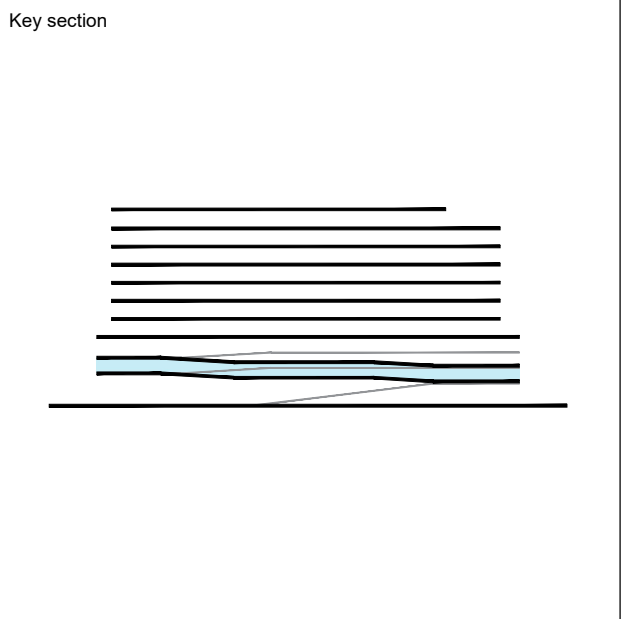


ISSUE FOR:  
**DRC SUBMITTAL**



REV.	DATE	DESCRIPTION
01	01-29-2025	D.R.C. SUBMITTAL

ALL MEASUREMENTS MUST BE VERIFIED BEFORE BEGINNING THE WORK. NO MEASUREMENTS ARE TO BE SCALED DIRECTLY FROM THIS DRAWING.



Client  
**VERA FUND**  
NICK POLYUSHKIN  
& YURI KHARITONENKOV  
TEL: 305.833.3303

Project  
**1600 S FEDERAL HIGHWAY  
(MIXED-USE PROJECT)**  
1600 SOUTH FEDERAL HIGHWAY,  
POMPAHO BEACH, FL 33062

LEVEL 1.5 FLOOR PLAN LAYOUT		
Drawn <b>J. WU</b>	Field <b>ARCHITECTURE</b>	
Verified <b>N. TREMBLAY</b>	Scale <b>as shown</b>	
Approved <b>S. L'ECUYER</b>	Date <b>03-12-2025</b>	
Project Manager <b>J. WU</b>	Dwg. no. <b>A-201</b>	
Project <b>24-838</b>		

LEVEL 1.5  
FLOOR PLAN LAYOUT  
SCALE: 1"= 20'-0"